


29. Dear Gabby: Maxi's Closet! Inside Edition: Part 2

 | November 30, 2020 | 4 Comments

In my last post, I shared an [interview](#) with the incredibly smart and talented

[Edit](#) [Stats](#)

Wayne Laberda, who performs drag as the illustrious Maxi!



maxi_drag

View more on Instagram

Like

59 likes

maxi_drag

Behind the scenes! But of what? Photo by @pileofpolaroids #maxi #confused #photo #video #mediamaven #juststandthere #justlookpretty #turnaroundandshowusyourgoodside


View all comments

Add a comment...



I come here today to share with you the second part of our interview, an introduction to Maxi herself. Maxi takes us behind the scenes and shows us her stunning, meticulously hand-made, sparkling wardrobe, with even more tips and tricks for the curious minded.

Please enjoy!



Video Interview with Maxi!

Check out the evolution of Maxi, from the very beginning:



I'll end this post with a massive thanks to the simply marvelous Maxi and a note from Maxi to you:

Hello Kids and Kittens!

*What a blessing for Gabby, that she got to interview the sensational.... ME!
It was an absolute pleasure for her, I'm sure. I just loved talking, but most of all I loved sharing all the ways I make sure I continue to stun and amaze all of you out there in the Sewcialist community! As a fellow sewer, crafter, and DIY glamorizer, I appreciate and exemplify the struggle it is to keep the*



in our
d tricks:

o sew in a zipper
sew them in first, it

k. Hand basting a

zipper holds it in place really well, while not allowing fabric to stretch while sewing.

- o When adding sparkle, mix your mediums. If you want add some glitz to a project, don't be afraid to use crystal, glass, and even resin/plastic stones. Even the highest-end designers use plastic stones.
- o Tight isn't always right. When fitting, making things tighter doesn't always fix the issue, especially when working with high stretch fabrics. Many times, a little release helps everything fall into the perfect place.

It is important to realize that glamor has no shape or size, and it doesn't

discriminate based on wealth or skin color. It's about confidence, attitude, and realizing sparkle is always appropriate!

The world is a crazy place, find what brings you joy and do it! I sincerely hope this is not the last time I get to speak with all of you. Find me on Instagram [@maxi_drag](#)

Love,

Maxi

Gabby is a technical designer, fit specialist, and prolific googler. She lives in Denver, raises tiny littles, reads, embroiders, makes, experiments, fails, learns, tries again. See her on instagram [@ladygrift](#).

[Edit This](#)

Loading...

CATEGORIES

Ask The Sewcialists, Gabby's Fitting Series

TAGS

costume, Dear Gabby, drag, interview

◻ [PREVIOUS](#)

Textiles of the World: Jamdani Handloom Weaving

NOVEMBER 27, 2020

NEXT 

#SewcialistsTNTee round up / musings!

DECEMBER 2, 2020

4 Comments



Linda Dinnocenzo

DECEMBER 5, 2020 AT 2:06 PM (EDIT)

Thanks to both of you for the inspiration and the sewing tips! You are bringing a little joy to a rough year!

Reply



Gabby Brown

DECEMBER 7, 2020 AT 1:13 PM (EDIT)

Aw, that's so nice to hear Thanks for reading/watching!

Reply




Melinda A Garcia

DECEMBER 7, 2020 AT 5:45 PM (EDIT)

I love Maxi's tips, especially about those zippers – but really, all of them. Thanks for helping us to up our fitting and glamour game! Shiny and glitter on work-from-home clothes makes me happy. Especially if it is washable (looking at you plastic gems)!

Reply



Gabby Brown

DECEMBER 10, 2020 AT 12:50 AM (EDIT)

Maxi's tips are very good This was such a fun interview to do! Thanks for reading/watching

Reply

Leave a Reply

Blog at WordPress.com.