

28. Dear Gabby: Sewing and Fitting for Drag: *Inside Edition*



November 9, 2020

4 Comments

I was thinking not too long ago about how we are all sewing for

our bodies. [Edit](#) [Stats](#)

and how apparel and fashion these days tends to center on comfort and mobility. But what about people who are sewing for themselves with a completely different body type than their physical presentation? Of course, there are things like shapers, binders, push up bras, and corsets. I'm referring to people that are not only creating their own personalized body type, but a totally different performance persona—not just about accenting or reducing, with comfort top of mind, and completely outside of any ASTM standard. As in: drag. I had the wonderful opportunity to chat with a colleague of mine from years past located in Minneapolis, Minnesota, who performs as the incredibly talented Maxi.




Image shows Maxi the Drag Queen smiling, mouth open with curly red hair shining, swirling a lightweight rainbow colored dress with joy!

Wayne Laberda is an experienced apparel designer in the ready-to-wear manufacturing industry and has additionally worked in fabric development, trend research, color and print, as well as performing as Maxi. Wayne creates all of Maxi's performance outfits, and all of her body modification accessories—I needed to hear more!


Please enjoy our interview below. We chat not only about Wayne's creative

process, but how he's able to separate his day job from his performances, his favorite sewing machine, fabrics and embellishments, and what drag really means to him. He also offers some tips for anyone wanting to get into drag themselves and how to get started making your own costumes. It's simply fascinating! (And don't worry, in a future post I will be chatting with Maxi herself and exploring her closet in detail.)



I know you're all curious, so Wayne kindly agreed to give us an inside look into his sewing area and show us his favorite machine!







Wayne's tried-and-true workhorse Juki machine, the TL-2010Q

Please enjoy this small taste of the sheer talent Wayne possesses and his mastery of skill—until next time, when I talk to Maxi herself!





...ing a custom leather jacket





Wonder Woman corset



Maxi wearing the Wonder Woman costume



Custom corset and costume for a client





Custom corset and costume for a client

Wayne's book recommendations:

- [Metric Pattern Cutting for Women's Wear](#) by Winifred Aldrich
- [Singer: The Complete Photo Guide to Sewing](#) by Nancy Langdon

[Makin' It With Maxi: Hip Pad Tutorial](#)

Find Wayne as Maxi on [Instagram!](#)

Stay tuned for sequins...

Gabby is a technical designer, fit specialist, and prolific googler. She lives in Denver, raises tiny littles, reads, embroiders, makes, experiments, fails, learns, tries again. See her on instagram [@ladygrift](#).

[Edit This](#)

Loading...

CATEGORIES

Ask The Sewcialists, Gabby's Fitting Series

TAGS

costume, Dear Gabby, drag, interview

[◻ PREVIOUS](#)

Textiles of the world: shweshwe

NOVEMBER 6, 2020

[NEXT ◻](#)

#sewcialistsTNTee: Set-In Sleeve Tee Inspiration

NOVEMBER 11, 2020

4 Comments




Lisa

NOVEMBER 27, 2020 AT 3:53 PM (EDIT)

this was such an interesting and fun interview – thank you so much to Gabby and Wayne especially!!! Very much looking forward to Part 2

Reply



Gabby Brown

DECEMBER 21, 2020 AT 3:37 PM (EDIT)

thanks for watching!!

Reply




29. Dear Gabby: Maxi's Closet! Inside Edition: Part 2 – Sewcialists

NOVEMBER 30, 2020 AT 7:00 AM (EDIT)

[...] Lisa on 28. Dear Gabby: Sewing and Fit... [...]

Reply



velosews

DECEMBER 2, 2020 AT 9:18 PM (EDIT)

Gabby and Wayne. Thank you for sharing your interview. Wayne your drafting process was an eyeopener and very reassuring.

Reply

Leave a Reply

Blog at WordPress.com.